

EYEPIECE GRATICULES (RETICLES)

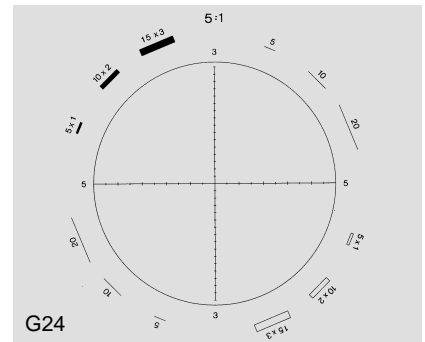
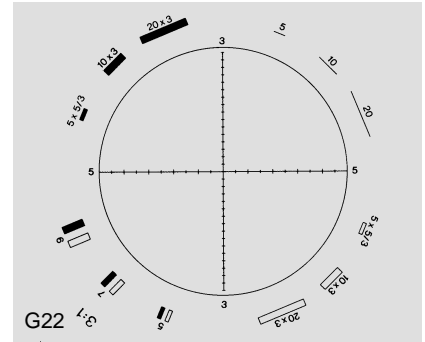
ASBESTOS FIBRE ANALYSIS

Walton and Beckett Graticule for Asbestos – G22, G24

Calibration factors are required for each of these graticules, see note below.

The Walton and Beckett graticule is used for counting fibrous dust (e.g. asbestos or glass fibres) and is particularly useful where the majority of fibres to be counted are shorter than 5 micron. The circle is divided into four by two diametrical lines scaled in units of 5 and 3 microns respectively. 3 and 5 microns are the critical measurements of fibre lengths and diameter used in fibre counting. Unlike the usual globes of other particle graticules the Walton and Beckett has a series of shapes to compare objects with. These shapes have been designed for comparison with fibres, especially since they incorporate an aspect ratio of 3:1 or 5:1 essential for such analysis.

Reference: W.H.Walton and S.T.Beckett. Occupational Hygiene. Vol. 20 pp 19-23. "A Microscope Eyepiece For The Evaluation of Fibrous Dusts."



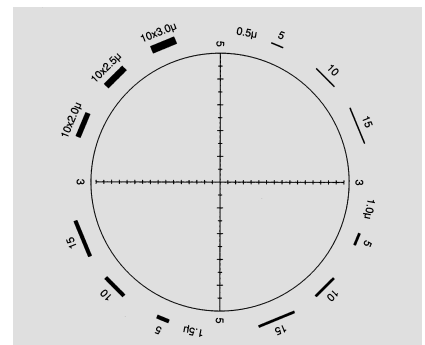
Pattern	Description	Diameter	Order Code
G22	Walton & Beckett for asbestos. 3:1 ratio. Glass sandwich.	16mm	01A16062
		19mm	01A19062
		21mm	01A21062
		Special	01ASP062

Pattern	Description	Diameter	Order Code
G24	Walton & Beckett for asbestos. 5:1 ratio. Glass sandwich.	16mm	01A16063
		19mm	01A19063
		21mm	01A21063
		Special	01ASP063

Walton and Beckett Graticule for Asbestos – G25

Based on the G22, the G25 is produced to a new design by the Institute of Occupational Health.

Pattern	Description	Diameter	Order Code
G25	Walton & Beckett for asbestos (1996). Glass sandwich.	16mm	01A16085
		19mm	01A19085
		21mm	01A21085
		Special	01ASP085



IMPORTANT NOTE. The circle on these Walton & Beckett graticules must represent 100 microns at the stage and each one must be manufactured to suit the individual instrument. Therefore, details should be provided with your order of :-

- Calibration factor, if known
(See page 9 for information how to calculate this figure)
 - OR
 - Objective magnification.
 - Eyepiece magnification.
 - Diameter of graticule disc required .
 - Microscope make and model.
- See page 9 for microscope calibration procedures.
See also:- HSE Test Slide S84 under Stage Graticules.

We manufacture components (encoder discs, graticules, metal foils, resolution standards) to custom design, if it is not in the catalogue please contact us for pricing information.